



GENERAL PRACTICE ALERT STATE SITREP | 12.04.2024

LANCASHIRE & CUMBRIA DATA

GPAS STATUS

OPEL CONVERSION

CLINICAL ACTIVITY

RETURN RATE

OPEL

2

27/1000

42%

IMPORTANT FIGURES

467,241

MIN NUMBER OF PATIENTS COVERED BY AMBER + PRACTICES (1)

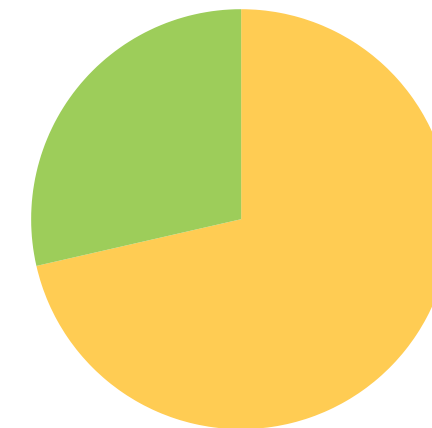
306,783

INDICATIVE NUMBER OF PATIENT CONTACTS IN GENERAL PRACTICE THS WEEK (2)

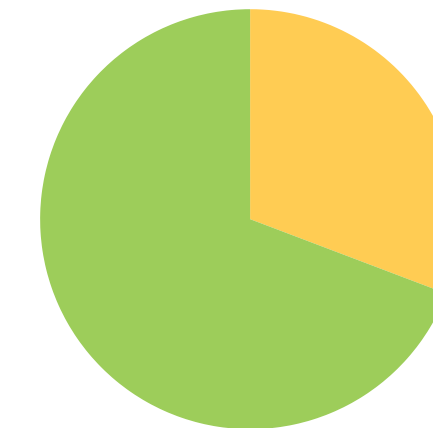
LOCALITY DATA

	GPAS STATUS	OPEL STATUS	CLINICAL ACTIVITY	RETURN RATES
Blackpool		3	24/1000	44%
Fylde & Wyre		2	34/1000	72%
Morecambe Bay	Insufficient responses			
West Lancs	Insufficient responses			
Greater Preston		2	36/1000	50%
Chorley & S. Ribble		1	22/1000	42%
East Lancs		2	18/1000	44%
Blackburn W/Darwen	Insufficient responses			
North Cumbria		2	30/1000	44%


Blackpool




Fylde & Wyre



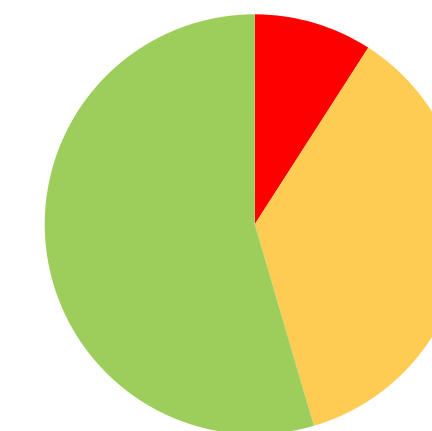
Morecambe Bay



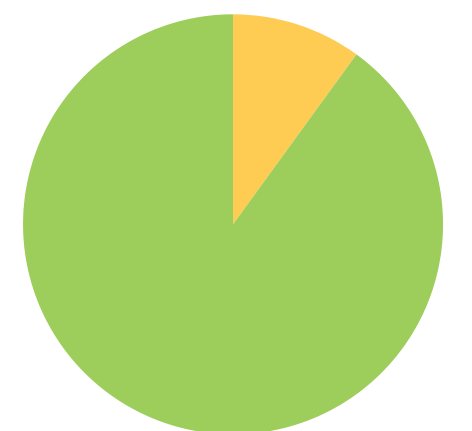
West Lancs



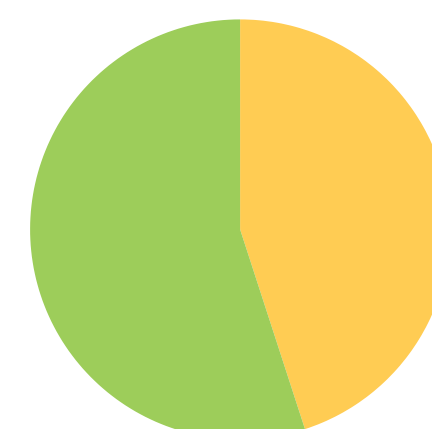
Greater Preston




Chorley & S. Ribble



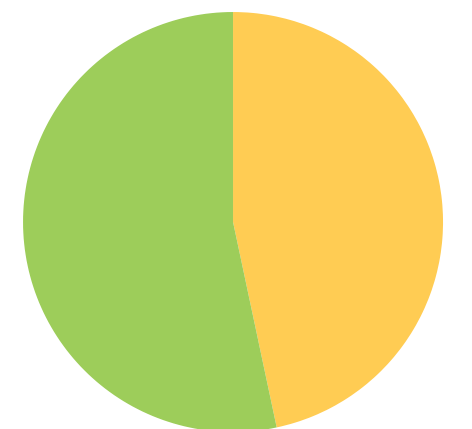
East Lancs



Blackburn W/Darwen



North Cumbria



A SELECTION OF THIS WEEK'S PRACTICE COMMENTS

Appointment wait times creeping up to 3/4 weeks again.

Still significant demand due to respiratory infection.

GPAS CHANGE SINCE LAST SITREP

	Last Week	This Week	Trend	Note
Blackpool	Amber	Amber	→	
Fylde & Wyre	Green	Amber	↑	OPAL 1 to OPAL 2
Morecambe Bay	Insufficient responses			
West Lancs	Insufficient responses			
Greater Preston	Black	Amber		
Chorley & S. Ribble	Black	Green		
East Lancs	Amber	Amber	↓	OPAL 3 to OPAL 2
Blackburn W/Darwen	Insufficient responses			
North Cumbria	Amber	Amber	↓	OPAL 3 to OPAL 2

A QUICK GUIDE TO THE GPAS STATES

- BLACK** Practice will fail within one month. Urgent system intervention required.
- RED** Sustainable in the short term. Needs system support.
- AMBER** Sustainable in the medium term (6 months max). Probably needs system support.
- GREEN** Fully Sustainable.

LMC NOTE:

Return rates have been low this week due to Easter Holidays, so thank you to all those who were able to report. We hope to see the numbers back up again next week.

Please continue to share your data with us so that we can ensure the system is aware of any capacity and demand concerns pertaining to General Practice.

(1) This figure is accurate and is the sum of the list sizes submitting from those Practices registering as amber, Red and Black
 (2) This figure is approximate and calculated by using the clinical activity figure for Lancashire & Cumbria multiplied by 5